

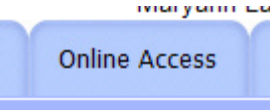
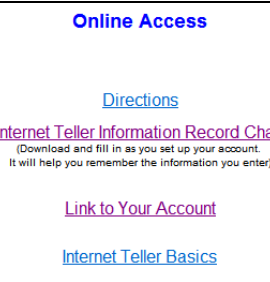
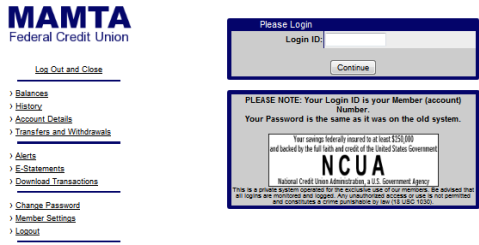
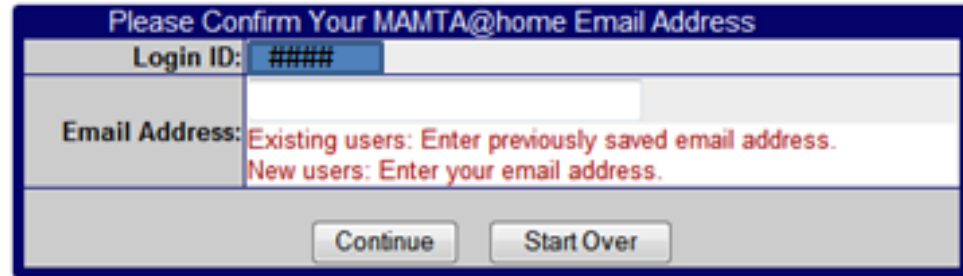


Directions for Accessing your MAMTA Federal Credit Union Account Online

<p>Type the following address in your web browser to open the MAMTA website:</p> <p>http://www.mamtafcu.org/</p>	 
<p>Click the Online Access tab.</p>	
<p>Click the Link to Your Account button.</p>	
<p>This will open the MAMTA Federal Credit Union virtual website.</p>	

Enter your account number in the Login ID area and your email address.

If you do not have email enter a fictitious address like me@noemail.com



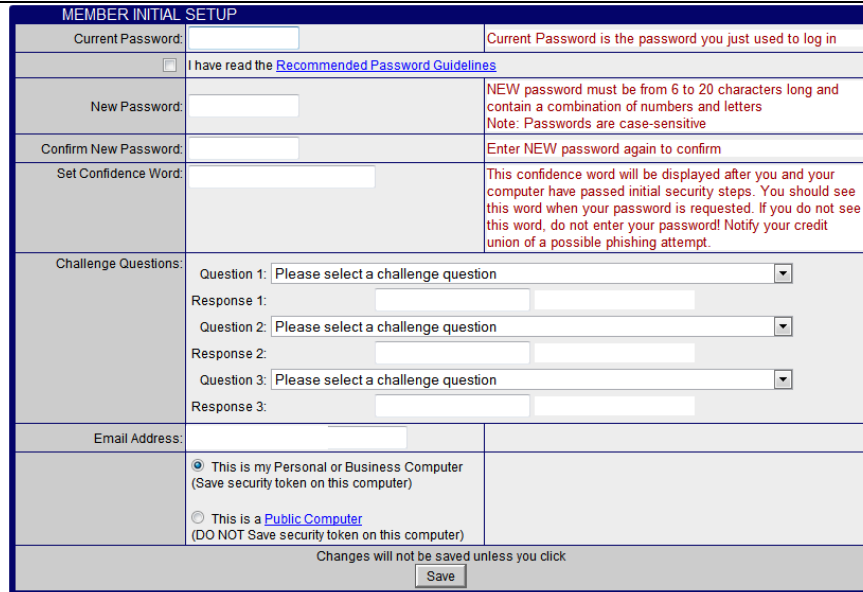
YOU DO NOT HAVE TO HAVE AN EMAIL ADDRESS TO USE THE INTERNET TELLER

Enter your password



You will see the setup page.

Use the Internet Teller Information Record Chart to record your information as you set up your account. This will help you to remember the information you enter



Enter your current password	<div data-bbox="772 66 1879 121"> <input type="text"/> Current Password is the password you just used to log in </div> <div data-bbox="772 142 1667 207"> <input type="password"/> Current Password: </div>
Click the box	<div data-bbox="772 217 1879 261"> <input type="checkbox"/> I have read the Recommended Password Guidelines </div> <div data-bbox="772 261 1024 315"> <input checked="" type="checkbox"/> </div>
Create a new password following the requirements in red	<div data-bbox="772 326 1879 399"> <input type="text"/> New Password: NEW password must be from 6 to 20 characters long and contain a combination of numbers and letters Note: Passwords are case-sensitive </div> <div data-bbox="772 399 1352 508"> <input type="password"/> New Password: </div>
Enter new password again	<div data-bbox="772 508 1879 561"> <input type="text"/> Confirm New Password: Enter NEW password again to confirm </div> <div data-bbox="772 561 1369 647"> <input type="password"/> Confirm New Password: </div>
Enter a confidence word	<div data-bbox="772 667 1879 810"> <input type="text"/> Set Confidence Word: This confidence word will be displayed after you and your computer have passed initial security steps. You should see this word when your password is requested. If you do not see this word, do not enter your password! Notify your credit union of a possible phishing attempt. </div>
Select each challenge questions and enter a response. Click Save when completed.	<div data-bbox="772 829 1879 1083"> <p>Challenge Questions:</p> <p>Question 1: <input type="text"/> Please select a challenge question</p> <p>Response 1: <input type="text"/></p> <p>Question 2: <input type="text"/> Please select a challenge question</p> <p>Response 2: <input type="text"/></p> <p>Question 3: <input type="text"/> Please select a challenge question</p> <p>Response 3: <input type="text"/></p> </div>